

SINGER

95-84

LIST OF PARTS



MACHINE No. 95-84

THE SINGER MANUFACTURING COMPANY

INDEX

	Page
Accessories.....	15
Bobbin Winders.....	15
Finger Guard.....	17
Foot Lifter Parts.....	17
Knee Lifter Parts.....	18
Machine Base.....	19
Machine No. 95-84.....	7
Numerical List of Parts.....	23
Thread Stabilizer.....	20
Thread Unwinder.....	20
Yoking Attachment.....	21

From the library of: Diamond Needle Corp

INSTRUCTIONS FOR ORDERING

INSTRUCTIONS FOR ORDERING - Continued

In ordering from this list, use ONLY the part NUMBER in the FIRST column.

The number stamped on a Sewing Machine Part is in every case the number of the single part only.

Every combination of parts sent out as such has its specific number, which, although not stamped on the parts, must be used when ordering the combination.

Each number always indicates the SAME PART in whatever list it appears, or for whatever machine.

The letters after some of the numbers indicate the style of finish only, as follows:

A-Hardened, Polished, Nickel Plated and Buffed
A.A-Buffed and Chromium Plated
A.B-Hardened, Polished, Buffed and Chromium Plated
A.C-Brown Baking Enamel Finish
A.D-Gray Baking Enamel Finish
A.E-Hardened, Bright Rumbled and Nickel Plated
A.F-Hardened, Bright Rumbled, Nickel Plated, Bright Rumbled and Chromium Plated
A.G-Alumilite, Plain
A.H-Alumilite, Dyed
A.J-Polished, Nickel Plated and Chromium Plated
A.K-Hardened, Polished, Nickel Plated and Chromium Plated
A.L-Heat Treated for Toughness
B-Polished, Nickel Plated and Buffed
C-Hardened Only
C.R-Hardened and Merlized
D-Polished Only
E-Soft, Not Polished
F-Hardened and Polished
F.J-Hardened, Polished and Nickel Plated
G-Bright Rumbled and Nickel Plated
H-Blued
J-Nickel Plated Only
K-Hardened and Nickel Plated
L-Brass Plated
M-Oxidized
N-Japanned, Dull
P-Japanned, Bright
P.P-Wrinkle Finish
R-Merlized
S-Cadmium Plated
T-Copper Plated
T.A-Hardened, Polished, Copper and Nickel Plated and Buffed
T.B-Copper and Nickel Plated and Polished
T.J-Copper and Nickel Plated Only
T.K-Hardened, Copper and Nickel Plated
T.L-Copper and Brass Plated
T.M-Copper Plated and Oxidized

U-Zinc Plated
V-Silver Plated
W-Polished and Nickel Plated
X-Black Oxide, for Iron and Steel
X.C-Hardened and Black Oxide, for Iron or Steel
Y-Black Nickel Plated Only
Z-Chromium Plated
Z.A-Hardened, Polished, Nickel Plated, Buffed and Chromium Plated
Z.B-Polished, Nickel Plated, Buffed and Chromium Plated
Z.C-Hardened and Chromium Plated
Z.D-Polished and Chromium Plated
Z.G-Bright Rumbled, Nickel Plated, Bright Rumbled and Chromium Plated
Z.J-Nickel and Chromium Plated
Z.T-Copper and Chromium Plated

These letters MUST BE USED when they appear in the list; and AFTER the number as in the list.

In this series:

1 to 1500, 50001 to 51500 and 140001 to 142000 are Screw Numbers
1501 to 1800 and 51501 to 51800 are Nut Numbers
1801 to 2000 and 51801 to 52000 are Roller Numbers
2001 to 50000 and 52001 to 140000 and 142001 to 190000 are Sewing Machine Parts, 190001 and upward are numbers of Electrical Parts.

The figures in the second column refer only to the plates, illustrating the parts, and are NOT TO BE USED in ordering.

Parts marked with an asterisk (*) are furnished only when repairs are made at factory.

LIST OF PARTS COMPLETE
FOR



MACHINE No. 95-84

FOR SHOULDER JOINING ON SHIRTS. MAXIMUM STITCH SEVEN TO THE INCH. HEAVY GEAR SHAFTS AND THREE PLAIN BEARINGS FOR THE ARM SHAFT. GEARS ARE LUBRICATED WITH GREASE APPLIED WITH HAND PRESSURE GREASE GUN. NEEDLE BAR STROKE 1 1/64 INCHES. SPEED 4000 R. P. M.

No.	Plate	Name
*52252	-----	Arm with 15404 and two each 15405 and 56015.....
		Note: Due to the accuracy required for gear alignment, Arm cannot be supplied separately and can only be sent out as a unit, Arm and Bed assembled.
16532	21895	Arm Dowel Pin (2).....
52182	21895	" Oil Tube with 52184, for oiling 127231.....
52183	21895	Arm Oil Tube with 52184, for oiling 52024 and 127156, for 127193....
52180	21895	Arm Oil Tube (long) with 52184, for oiling 52022.....

Genuine "SINGER" Needles should be used in "SINGER" Machines. These Needles and their Containers are marked with the Company's Trade Mark "SIMANCO" 1

Needles in Containers marked "FOR SINGER MACHINES" are NOT "SINGER" made needles. 2

from the library of: Diamond Needle Co. 1277

PARTS FOR MACHINE No. 95-84

No.	Plate	Name
52185	21895	Arm Oil Tube (short) with 42367, for oiling 52022.....
127187	21895	Arm Oil Tube (bent) with 42367, for oiling 127152, for 127193.....
56015	21895	Arm Oil Tube for oiling 142006 (2).....
52254	21895	" " " " " 52262.....
52290	21895	" " " " " Hole Plug.....
42367	21895	" " " " " Packing (braided cotton) for 52185 and 127187 (2).....
52184	21895	Arm Oil Tube Packing (wick) for 52180, 52182 and 52183 (3).....
116E	21895	Arm Screw (back) (2).....
868E	21895	" " (front) (2).....
52255	21892	" Shaft (horizontal).....
52256	-----	" " " " " 52255 with 52196 and 52246.....
54897	21895	Arm Shaft (horizontal) Back Bearing Oil Cup.....
127072	21892	Arm Shaft (horizontal) Bevel Gear with two 1036AL.....
142003	21892	Arm Shaft (horizontal) Bevel Gear Case (two pieces) with 51068R, 140184E and 142005.....
142005	21892	Arm Shaft (horizontal) Bevel Gear Case Alemite Fitting.....
140184E	21892	Arm Shaft (horizontal) Bevel Gear Case Plug Screw.....
51068R	21892	Arm Shaft (horizontal) Bevel Gear Case Screw.....
1036AL	21892	Arm Shaft (horizontal) Bevel Gear Set Screw (2).....
52260	21892	Arm Shaft (horizontal) Flanged Bushing (back) with 52193 and 52289.....
52193	21892	Arm Shaft (horizontal) Flanged Bushing (back) Oil Pad (inside) braided cotton.....
52289	21892	Arm Shaft (horizontal) Flanged Bushing (back) Oil Pad (outside) felt.....
448AL	21892	Arm Shaft (horizontal) Flanged Bushing (back) Set Screw.....
52196	21892	Arm Shaft (horizontal) Flanged Bushing (front) with 52193 and 52198.....
52193	21892	Arm Shaft (horizontal) Flanged Bushing (front) Oil Pad (inside) braided cotton.....
52198	21892	Arm Shaft (horizontal) Flanged Bushing (front) Oil Pad (outside) felt.....
435AL	21892	Arm Shaft (horizontal) Flanged Bushing (front) Set Screw.....
68350	21895	Arm Shaft (horizontal) Front Bearing Oil Cup.....
52262	21892	Arm Shaft (horizontal) Intermediate Bushing with 52193 and 52263.....

PARTS FOR MACHINE No. 95-84

No.	Plate	Name
52193	21892	Arm Shaft (horizontal) Intermediate Bushing Oil Pad (inside) braided cotton.....
52263	21892	Arm Shaft (horizontal) Intermediate Bushing Oil Pad (outside) felt.....
423AL	21892	Arm Shaft (horizontal) Intermediate Bushing Set Screw.....
144D	21892	Arm Shaft (horizontal) Screw.....
142006	21892	" " (upright).....
52281	21892	" " " " Bevel Gear (lower) with two 1259AL.....
1259AL	21892	Arm Shaft (upright) Bevel Gear (lower) Set Screw (2).....
52282	21892	Arm Shaft (upright) Bevel Gear (upper) with two 1259AL.....
1259AL	21892	Arm Shaft (upright) Bevel Gear (upper) Set Screw (2).....
52276	21892	Arm Shaft (upright) Bushing (lower) with 52279 and 52280.....
432AL	21892	Arm Shaft (upright) Bushing (lower) Set Screw.....
52278	21892	Arm Shaft (upright) Bushing (upper) with 52279 and 52280.....
443AL	21892	Arm Shaft (upright) Bushing (upper) Set Screw.....
52280	21892	Arm Shaft (upright) Bushing Oil Pad (outside) felt (2).....
52279	21892	Arm Shaft (upright) Bushing Oil Wick (inside) braided cotton (2).....
127146	21895	Arm Side Cap.....
219J	21895	" " " " Screw.....
127079	21895	" " " " Cover.....
50053W	21895	" " " " Thumb Screw.....
52239	21895	" " " " Spool Pin and Thread Eyelet.....
8879	21895	" " " " Washer (cloth).....
127192	21895	" " " " Top Cover.....
127193	-----	" " " " 127192 with 52183, 52239, 127187 and 127255.....
127255	21895	Arm Top Cover Positioning Disc.....
158J	21895	" " " " Screw.....
52176	21892	Balance Wheel (power, disc) 2 3/16 in. pulley, for round belt with two 448AL.....
142031	-----	Balance Wheel (power, disc) outside diam. of belt groove 2.9 in. for "V" belt with two 435AL.....
	Note:	No. 52176 is regularly furnished with this Machine.
448AL	21892	Balance Wheel Set Screw for 52176 (2).....
435AL	-----	Balance Wheel Set Screw for 142031 (2).....
*142035	-----	Bed.....
	Note:	Due to the accuracy required for gear alignment, Bed cannot be supplied separately and can only be sent out as a unit, Arm and Bed assembled.

No.	Plate	Name	No.	Plate	Name
775E	21894	Needle Bar Connecting Link Cap Screw	52236	-----	Rotating Hook Bobbin Case 52235 with
52207	21894	" " " " Lubri-			591F, 1380E and 40394.....
		cating Pad (wood).....	40393	-----	Rotating Hook Bobbin Case Hinge,
24041	21894	Needle Bar Connecting Stud with 207E			Nos. 2974, 40392 and 125320.....
207E	21894	" " " " Clamping	40392	21894	Rotating Hook Bobbin Case Latch.....
		Screw.....	125320	21894	" " " " "
52246	21892	Needle Bar Crank with 1036AL, 1037C			Lever.....
		and 1065AL.....	2974	21894	Rotating Hook Bobbin Case Latch
1065AL	21892	Needle Bar Crank Position Screw.....			Lever Fulcrum Pin.....
857AL	21894	" Set Screw.....	2975	21894	Rotating Hook Bobbin Case Latch
127133	21895	Oil Tube with 52045.....			Spring.....
127091	21895	" " Bracket.....	592E	21894	Rotating Hook Bobbin Case Latch Stop
52167	21895	" " " 127091 with 127133,			Screw.....
		for oiling Feed Connecting Link.	591F	21894	Rotating Hook Bobbin Case Tension
52045	21895	Oil Tube Packing (wick).....			Regulating Screw.....
12391	21894	Presser Bar (hollow).....	40394	21894	Rotating Hook Bobbin Case Tension
52338	21894	" " Guide Bracket with 223C			Spring.....
		and 453AL.....	1380E	21894	Rotating Hook Bobbin Case Tension
453AL	21894	Presser Bar Guide Bracket Set Screw.			Spring Screw.....
52016	21894	" " Lifter.....	52237	21894	Rotating Hook Bobbin Case complete,
689C	21894	" " " Hinge Screw.....			Nos. 592E, 2975, 40393 and 52236
1520J	21894	" " " " Nut..	143253	-----	Rotating Hook Bobbin Case 52237 with
12327	21894	" " Lifting and Releasing			143346.....
		Lever Bracket.....	143346	21894	Rotating Hook Bobbin Case Holder....
127108	21894	Presser Bar Spring.....	52013	21893	" " " " " Po-
11170	21894	" " " Washer.....			sition Bracket.....
142039	21891	" Foot Body.....	704J	21893	Rotating Hook Bobbin Case Holder Po-
142040	21891	" " Compensating Plate			sition Bracket Screw.....
		(right).....	40274	21894	Rotating Hook Section.....
26276	21891	Presser Foot Compensating Plate	1367E	21894	" " " Screw (3).....
		(right) Hinge Pin.....	1253AL	21894	" " Set Screw (3).....
142041	21891	Presser Foot Compensating Plate	142007	21893	" " Shaft.....
		(right) Shank.....	127073	21893	" " " Bevel Gear with
233J	21891	Presser Foot Compensating Plate			two 1259AL.....
		(right) Shank Screw.....	142004	21893	Rotating Hook Shaft Bevel Gear Case
131534	-----	Presser Foot Compensating Plate			(two pieces) with 51068R
		(right) Spring.....	142005	21893	140184E and 142005.....
142042	21891	Presser Foot Edge Guide.....	140184E	21893	Rotating Hook Shaft Bevel Gear Case
240J	21891	" " " " Screw.....			Plug Screw.....
142043	21891	Presser Foot complete with Hinged	51068R	21893	Rotating Hook Shaft Bevel Gear Case
		Compensating Plate at right			Screw.....
		side, Nos. 233J, 240J, 26276,	1259AL	21893	Rotating Hook Shaft Bevel Gear Set
		131534 and 142039 to 142042.....			Screw (2).....
140390AL	21894	Presser Foot Screw.....	52286	21893	Rotating Hook Shaft Bushing (back)
688W	21894	Pressure Regulating Thumb Screw.....			with 52279 and 52280.....
144828	21894	Rotating Hook with three 1253AL.....	1148AL	21893	Rotating Hook Shaft Bushing (back)
144829	21894	" " 144828 with 270083 and			Set Screw.....
		four 1053E.....	52288	21893	Rotating Hook Shaft Bushing (front)
144830	-----	Rotating Hook 144829 with 40274,			with 52279 and 52280.....
		143346 and three 1367E.....	142008	21893	Rotating Hook Shaft Bushing (front)
144831	-----	Rotating Hook 144829 with 40274 and			Oil Cup.....
		three 1367E (for Agents only)...	1148AL	21893	Rotating Hook Shaft Bushing (front)
144832	21893	Rotating Hook 144830 with 52237.....			Set Screw.....
40264	21894	" " Bobbin.....	52279	21893	Rotating Hook Shaft Bushing Oil Pad
52235	21894	" " " Case.....			(inside) braided cotton (2).....

No.	Plate	Name
52280	21893	Rotating Hook Shaft Bushing Oil Pad (outside) Felt (2).....
270083	21894	Rotating Hook Thread Guard.....
1053E	21894	" " " " Screw (4)
52337	21894	Slack Thread Regulator.....
223C	20894	" " " Set Screw....
2102	21891	Tension Disc (2).....
1560C	21891	" Regulating Thumb Nut.....
32572	21891	" Releasing Disc.....
43944	21891	" " Lever.....
12398	21891	" " " Hinge Pin...
12329	21891	" " " Spring.....
32574	21891	" " Pin.....
13710	21891	" Spring.....
50304C	21891	" Stud.....
52098	-----	" " 50304C with 1560C.....
50305C	21891	" " Set Screw.....
52092	21891	Tension complete, Nos. 13710, 32572, 32574, 52082, 52083, 52098 and two 2102.....
52171	21894	Thread Eyelet for 52268.....
52027	21891	" Guard (side of arm).....
52454	21891	" Retainer.....
624AL	21891	" " Set Screw.....
52269	-----	Thread Take-up complete, Nos. 11204, 52025 and 52270.....
52216	21894	Thread Take-up Crank.....
52270	-----	" " " 52216 with 775E and 127232.....
1037C	21892	Thread Take-up Crank Position Screw.
1036AL	21892	" " " Set Screw.....
52022	21894	" " Lever with 52130.....
52023	21894	" " " Hinge Pin.....
52024	21894	" " " Link.....
11204	21894	" " " " Hinge Pin.
435AL	21894	" " " " " " " Set Screw.....
52130	21894	Thread Take-up Lever Thread Eyelet Bushing.....
52025	-----	Thread Take-up Lever complete, Nos. 52022 to 52024.....
52082	21891	Thread Take-up Spring.....
52083	21891	" " " Regulator with 50305C.....
448AL	21891	Thread Take-up Spring Regulator Set Screw.....
142044	21891	Throat Plate, for use with 142038...
142060	-----	" " " for use with 142062...
691F	21891	" " " Screw (2).....
*15404	-----	Trade Mark.....
15405	-----	" " Rivet (2).....
62918	21897	Drip Pan.....

ACCESSORIES

No.	Plate	Name
121587	22981	Grease Gun (3 oz. capacity) for Fitting No. 142005.....
121588	22931	Grease Gun (1/2 lb. capacity) for Fitting No. 142005.....
20022	22906	Machine Cushion (felt).....
27878	-----	" " Rivet.....
12361	22906	" Hinge Connection (2).....
44139	22906	" " Plate.....
44140	22906	Machine Hinge complete, Nos. 12361, 44139 and merlized wood screw 1 1/4 in. No. 14 F.H.....
41400	22906	Machine Rest Pin (wood).....
120342	22906	Oiler (copper plated) with 120343...
120343	22906	" Spout, 3 1/2 in. long.....
26026	22906	Screw Driver (large).....
26485	22906	" " (small).....
8909	22906	Wrench for 1513 and 1518.....
8908	22906	" " 1519 and 1520.....

BOBBIN WINDERS

BOBBIN WINDER

(SWINGING AUTOMATIC, RIGHT HAND)

FOR POWER TABLE

FOR "V" BELT

No.	Plate	Name
259428	23253	Brake (leather).....
259429	23253	" Clamp.....
200113F	23253	" " Screw.....
259662	23253	Bobbin Winder and Tension Bracket Base.....
225453	23253	Frame with 202277 and 259660.....
225454	23253	" Hinge Pin.....
202277	23253	" Oil Packing (wick).....
259660	23253	" Well Washer.....
225455	23253	" Spring.....
22456	23253	" " Plunger.....
259461	23253	Pulley with 200380C.....
200380C	23253	" Set Screw.....
225381	23253	Spindle.....
225444	23253	Stop Latch.....
200056E	23253	" " Screw.....

BOBBIN WINDER

No.	Plate	Name
225458	23253	Stop Latch Thumb Lever.....
225459	23253	" " " " Hinge Stud....
225459	23253	" " " " Joint Stud....
202478	23253	" " Trip Lever.....
200299H	23253	" " " " Hinge Screw...
225461	23253	Tension Bracket with 201499H.....
200082D	23253	" " Screw.....
228026	23253	" " Washer.....
2102	23253	" Disc (2).....
13710	23253	" Spring.....
201499H	23253	" Stud.....
201572H	23253	" " Thumb Nut.....
225462	23253	Tension Bracket complete, Nos. 13710, 201572H, 225461 and two 2102.....
259462	23253	Bobbin Winder complete for "V" belt, Nos. 200056E, 200082D, 200113F, 200299H, 202478, 225381, 225444, 225453 to 225456, 225458, 225462, 228026, 259428, 259429, 259461, 259662, two each 225459 and wood screws 3/4 in. No. 12 R.H.....

BOBBIN WINDER

(SWINGING AUTOMATIC, RIGHT HAND)

FOR POWER TABLE

FOR ROUND BELT

No.	Plate	Name
259428	23253	Brake (leather).....
259429	23253	" Clamp.....
200113F	23253	" " Screw.....
259430	23253	Bobbin Winder and Tension Bracket Base.....
225453	23253	Frame with 202277 and 259660.....
225454	23253	" Hinge Pin.....
202277	23253	" Oil Packing (wick).....
259660	23253	" " Well Washer.....
225455	23253	" Spring.....
225456	23253	" " Plunger.....
225368	23253	Pulley with 200380C.....
200380C	23253	" Set Screw.....
225381	23253	Spindle.....
225444	23253	Stop Latch.....
200056E	23253	" " Screw.....
225458	23253	" " Thumb Lever.....
225459	23253	" " " " Hinge Stud....
225459	23253	" " " " Joint Stud....
202478	23253	" " Trip Lever.....
200299H	23253	" " " " Hinge Screw...
225461	23253	Tension Bracket with 201499H.....
200082D	23253	" " Screw.....
228026	23253	" " Washer.....
2102	23253	" Disc (2).....

BOBBIN WINDER

No.	Plate	Name
13710	23253	Tension Spring.....
201499H	23253	" Stud.....
201572H	23253	" " Thumb Nut.....
225462	23253	Tension Bracket complete, Nos. 13710, 201572H, 225461 and two 2102.....
259431	23253	Bobbin Winder (for round belt) com- plete, Nos. 200056E, 200082D, 200113F, 200299H, 202478, 225368, 225381, 225444, 225453 to 225456, 225458, 225462, 228026, 259428 to 259430, two each 225459 and wood screws 3/4 in. No. 12 R.H.B.....

FINGER GUARD

No.	Plate	Name
211356	21895	Finger Guard.....

FOOT LIFTER PARTS

No.	Plate	Name
5596	21893	Bell Crank.....
56848	-----	" " 5596 with 5599 and 5601..
5599	21893	" " Bracket.....
178E	21893	" " " Screw (2).....
5601	21893	" " Hinge Pin.....
5735	21893	" " Spring.....
5598	-----	Bell Crank complete, Nos. 5735 and 56848.....
5670	21873	Chain, length 26 in. to 35 in., with 56864 and 56865.....
		Note: When ordering No. 5670, state length required.
4879	21873	Chain Connecting Link.....
56864	21873	" Hook (large).....
56865	21873	" " (small).....
16510	21893	Lifting Lever with 448AL.....
52028	21893	" " Connecting Rod.....
12416	21893	" " " " Joint..
76D	21893	" " " " " "
		Hinge Screw.....
1521J	21893	Lifting Lever Connecting Rod Lock Nut.....
802D	21893	Lifting Lever Hinge Screw.....
12241	21894	" " Link.....
766E	21894	" " " Hinge Screw.....

From the library of: Diamond Needle Corp

FOOT LIFTER PARTS

No.	Plate	Name
12240	21893	Lifting Lever Pin.....
448AL	21893	" " " Set Screw.....
2763	21873	Rock Shaft.....
12242	21873	" " Hanger with two wood screws 1 in. No. 10 (2).....
6337	21873	Rock Shaft Lifting Bracket with two 356C (2).....
12243	21873	Rock Shaft Lifting Bracket Hook.....
7125	21873	" " " " Hook.....
356C	21873	" " " " " Set Screw.....
356C	21873	Rock Shaft Lifting Bracket Set Screw
2770	21873	" " Stop Dog with 140219C....
140219C	21873	" " " " Set Screw.....
4880	21873	Rock Shaft complete, Nos. 2763, 2770, 7125, 12243 and two each 6337 and 12242.....
4881	21873	Treadle.....
4882	21873	" Shaft.....
4883	21873	" Spring.....
4884	21873	" Stand.....
4885	21873	Treadle complete, Nos. 4879, 4881 to 4884 and two wood screws 1 in. No. 16 F.H.....
52029	-----	Foot Lifter complete, Nos. 76D, 766E, 802D, 1521J, 4880, 4885, 5598, 5670, 12240, 12241, 12416, 16510, 52028 and two 178E.....

KNEE LIFTER PARTS

No.	Plate	Name
5596	21893	Bell Crank.....
62919	-----	" " 5596 with 5601 and 62920.
62920	-----	" " Bracket.....
178E	21893	" " " Screw (2).....
5601	21893	" " Hinge Pin.....
5735	21893	" " Spring.....
62921	-----	Bell Crank complete, Nos. 5735 and 62919.....
12237	-----	Lifting Lever with 448AL.....
12415	-----	" " Connecting Rod.....
12416	21893	" " " " Joint..
76D	21893	" " " " " "
		Hinge Screw.....
1521J	21893	Lifting Lever Connecting Rod Lock Nut.....
802D	21893	Lifting Lever Hinge Screw.....
12241	21894	" " Link.....
766E	21894	" " " Hinge Screw.....
12240	21893	" " Pin.....
448AL	21893	" " " Set Screw.....

KNEE LIFTER PARTS

No.	Plate	Name
2763	24013	Rock Shaft.....
139633	-----	" " 2763 with 2770, 6337 and 139623.....
127312	24013	Rock Shaft Hanger (back) with two wood screws 1 in. No. 10 F.H. for 139624.....
12242	24013	Rock Shaft Hanger (front) with two wood screws 1 in. No. F.H. for 139624.....
7539	24014	Rock Shaft Hanger with two wood screws 1 in. No. 10 F.H., for 139625 (2).....
2765	24013	Rock Shaft Knee Arm.....
2766	24013	" " " " Hub with 356C....
356C	24013	" " " " " Set Screw...
2768	-----	Rock Shaft Knee Arm complete, Nos. 2765 to 2767.....
2767	24013	Rock Shaft Knee Plate with 356C.....
356C	24013	" " " " Set Screw.....
6337	24013	" " Lifting Bracket with two 356C.....
139623	24013	Rock Shaft Lifting Bracket Hook.....
356C	21873	" " " " " Set Screw.....
356C	21873	Rock Shaft Lifting Bracket Set Screw
2770	24013	" " Stop Dog with 140219C....
140219C	24013	" " " " Set Screw.....
139624	24013	Rock Shaft complete, Nos. 2768, 12242, 127312 and 139633.....
139625	24014	Rock Shaft complete, Nos. 2768, 139633 and two 7539.....
127308	-----	Knee Lifter complete, (power table) Nos. 76D, 766E, 802D, 1521J, 12237, 12240, 12241, 12415, 12416, 62921, 139624 and two 178E.....
127309	-----	Knee Lifter complete (individual motor stand) Nos. 76D, 766E, 802D, 1521J, 12237, 12240, 12241, 12415, 12416, 62921, 139625 and two 178E.....

MACHINE BASE

No.	Plate	Name
24106	21873	Bed Frame Cushion (felt) (4).....
158E	21873	" " " Screw (4).....
24107	21873	" " Hinge Connection (2).....
9261	21873	" " " Pin (2)..
970D	21873	" " Thumb Screw.....

No.	Plate	Name
24108	21873	Bed Frame complete, Nos. 970D, two each 9261, 24107, four each 158E, 24106 and six wood screws 1 1/4 in. No. 12 F.H.....

THREAD STABILIZER

No.	Plate	Name
142034	21896	Thread Stabilizer.....

THREAD UNWINDER

(FOR TWO SPOOLS OR TWO LARGE CONES OF THREAD)

No.	Plate	Name
225257	23289	Spool Rest with 201018C.....
150203	23289	" " Cushion (felt) (2).....
225388	23289	" " Rod.....
200383C	23289	" " " Set Screw.....
201018C	23289	" " Set Screw.....
259658	23289	" Stand with 200383C.....
225391	23289	Thread Guide (2).....
201696J	23289	" " Lock Nut.....
225326	23289	" " Position Cup.....
225324	23289	" " Rod with 208AL and 225322.....
208AL	23289	Thread Guide Rod Screw.....
225322	23289	" " " Washer.....
225258	23289	Thread Unwinder complete, Nos. 201696J, 225257, 225324, 225326, 225388, 259658 two each 150203, 225391 and three wood screws 7/8 in. No. 12 F.H.....
27739	23289	Thread Cone (wood) for large cones..
225390	23289	" " Holder, for inverted cones.....

Note: Nos. 27739 and 225390 are used with, but not included in 225258.

YOKING ATTACHMENT

(ADJUSTABLE)

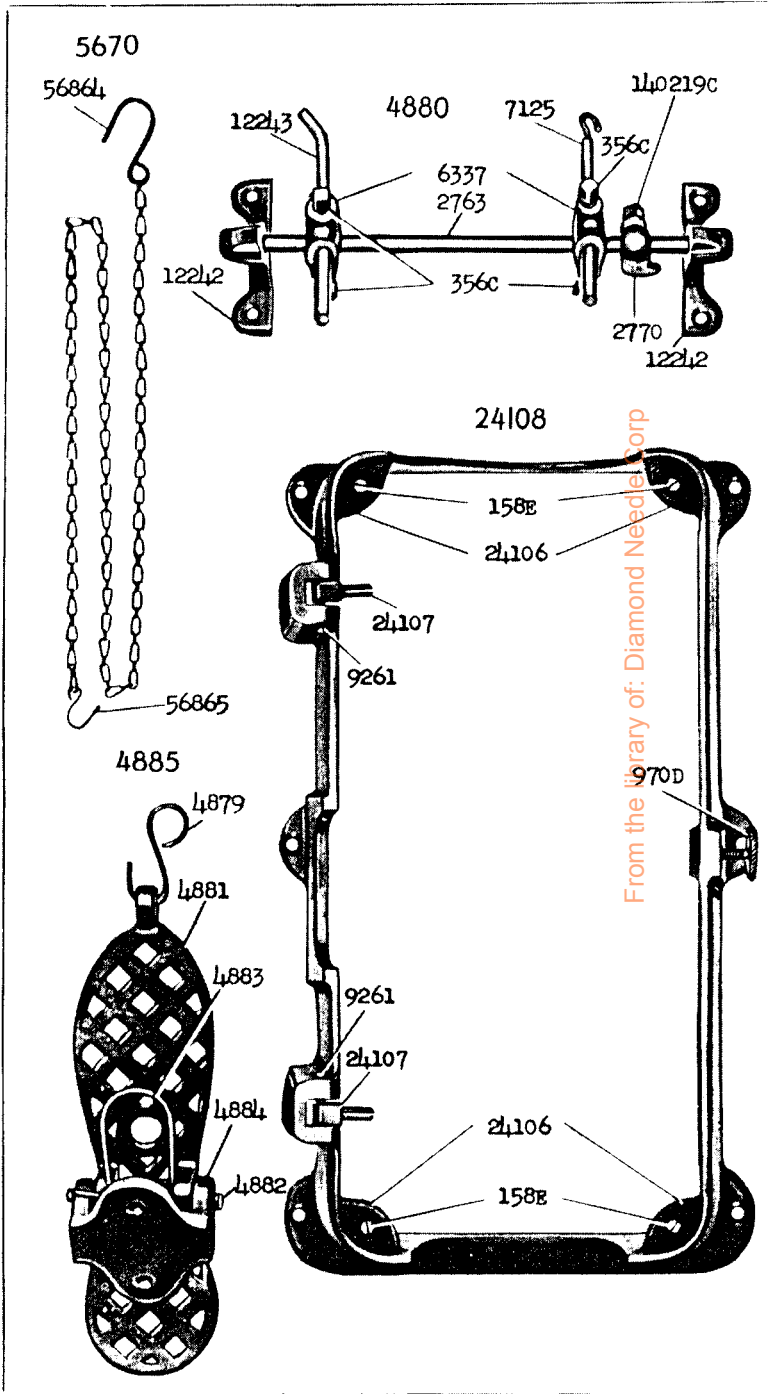
FOR JOINING SHOULDER OF SHIRT TO YOKE

No.	Plate	Name
121867	21896	Edge Guide.....
1443J	21896	" " Screw (2).....
121868	21896	Folder.....
121869	21896	Yoking Attachment complete, Nos. 121867, 121868 and two 1443J....
1423J	----	Yoking Attachment Screw (2).....

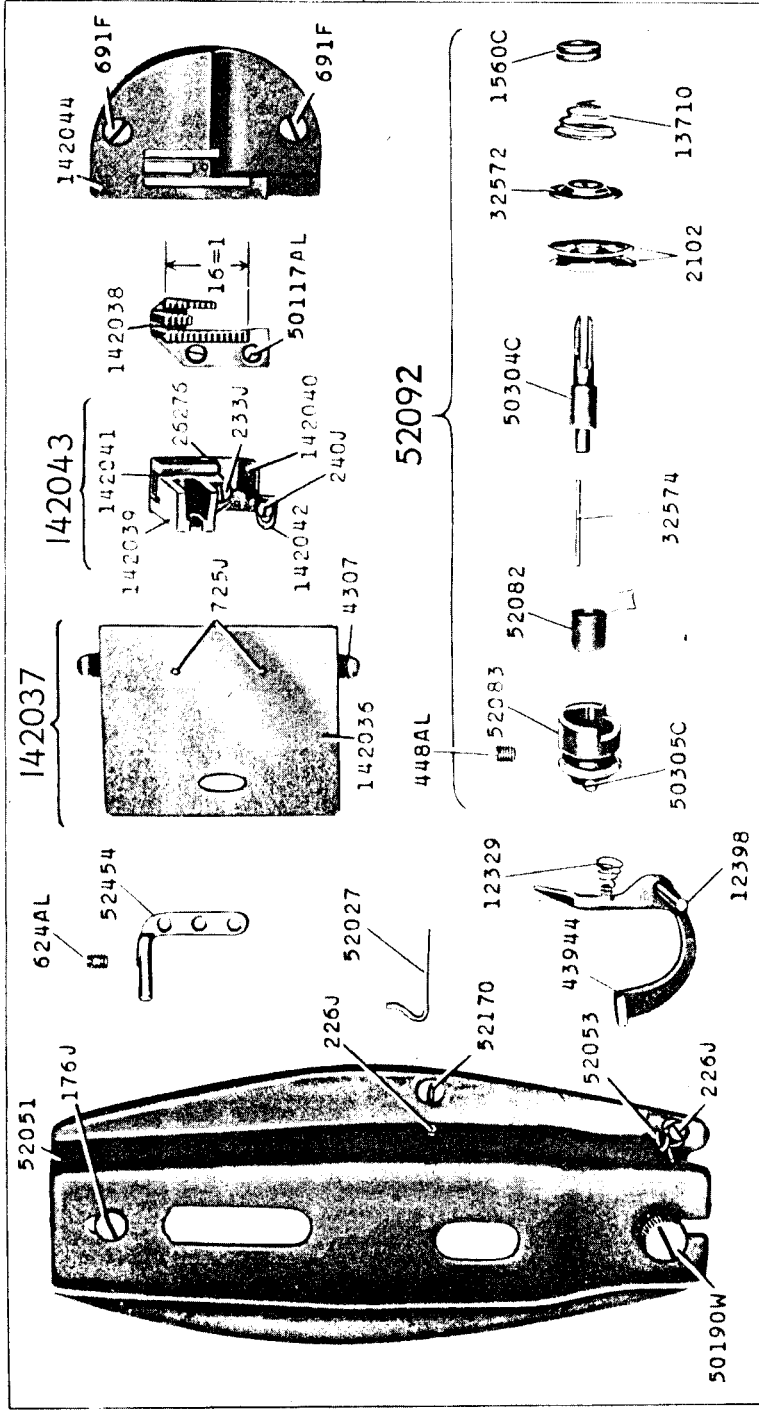
21873 - 1/4

Genuine "SINGER" Needles should be used
in "SINGER" Machines.
These Needles and their Containers
are marked with the
Company's Trade Mark "SIMANCO" 1

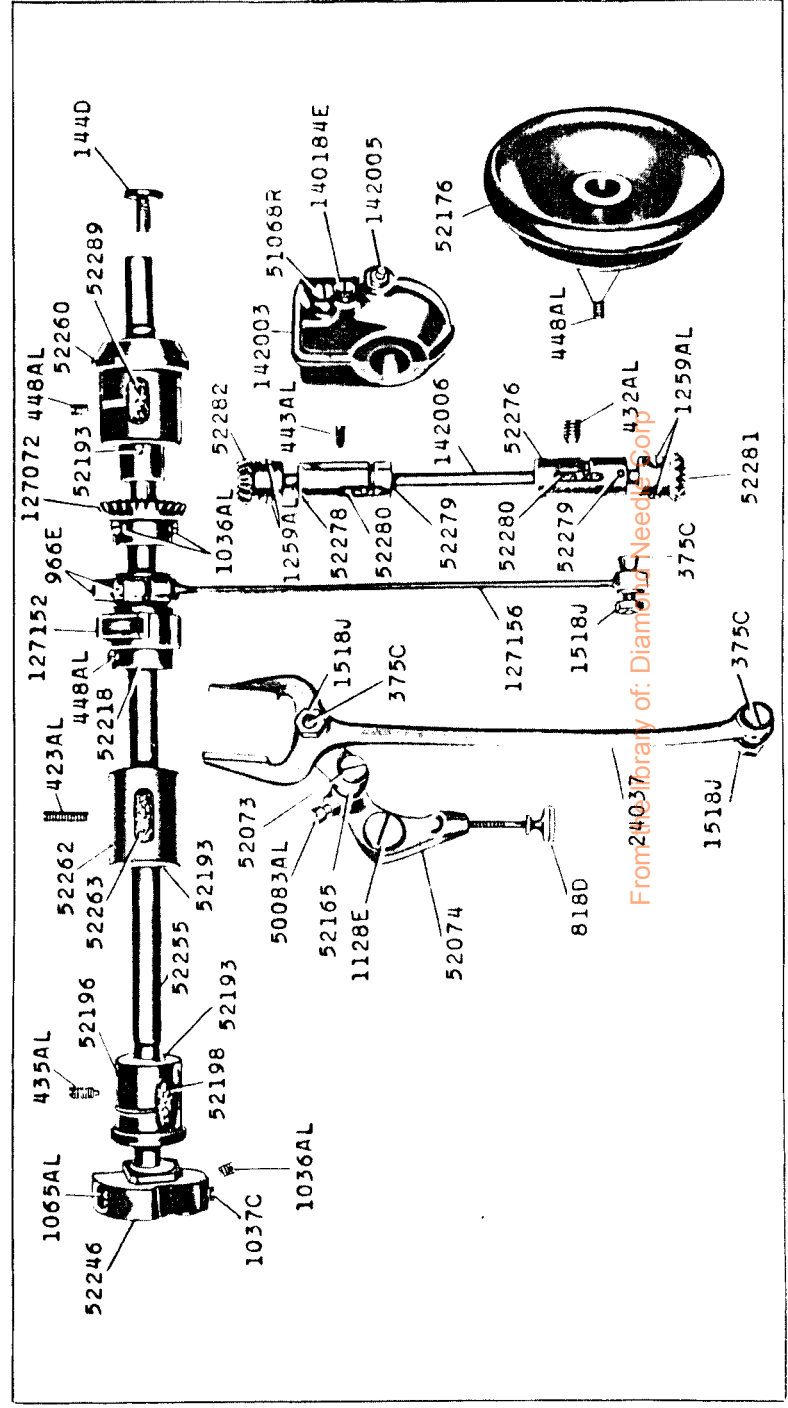
Needles in Containers marked
"FOR SINGER MACHINES"
are NOT "SINGER" made needles. 2




21891 - 1/2




21892 - 1/3



21897 - 1/4



22906 - 1/2




22981 - 1/2

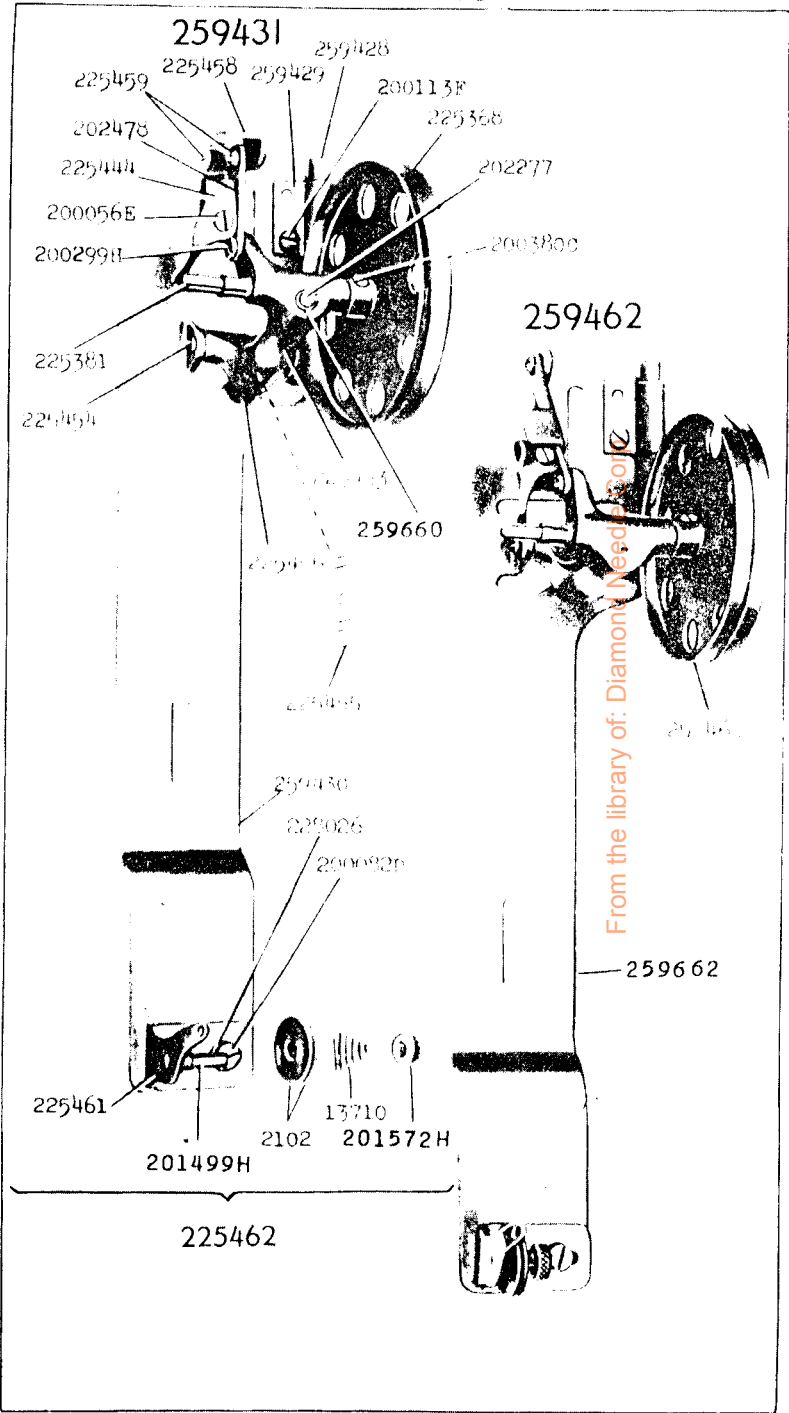
121588



121587



23253 - 3/8

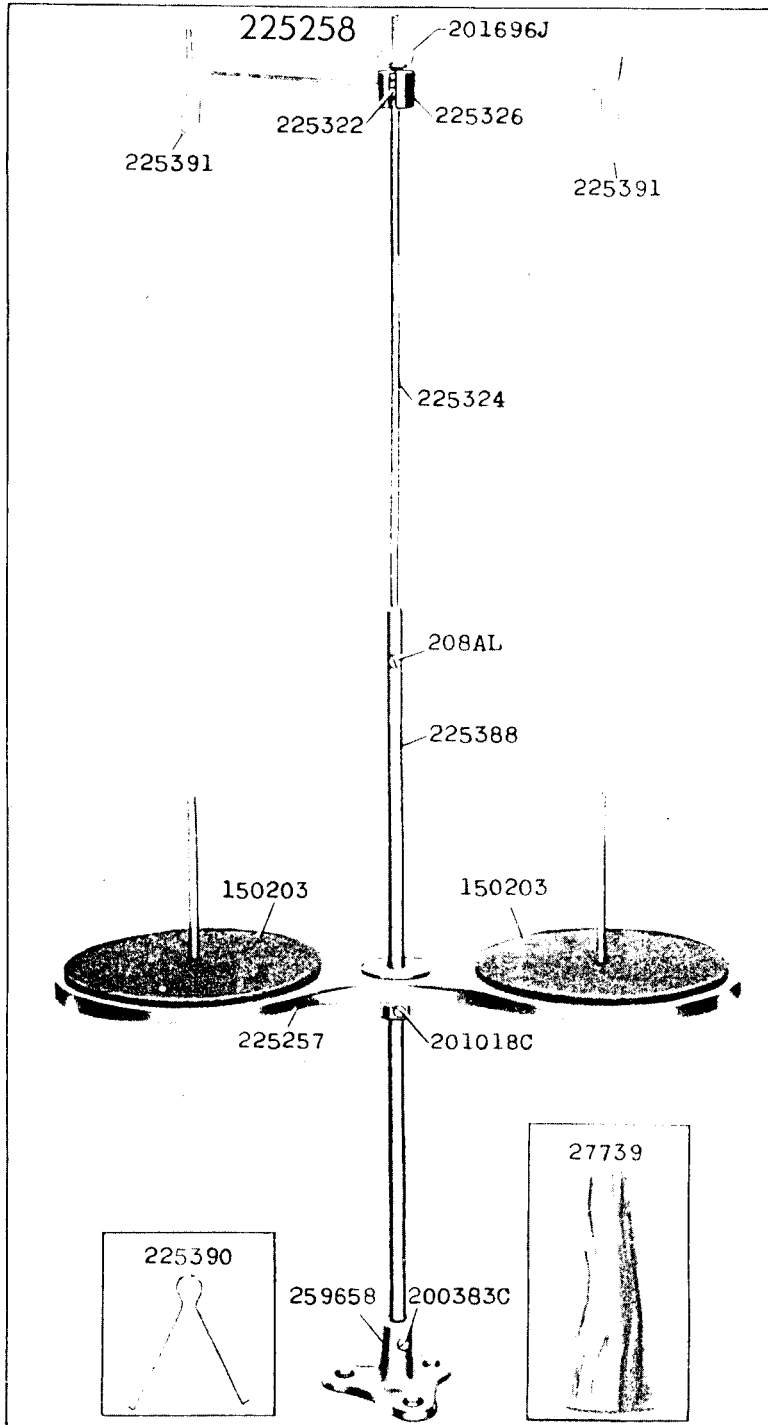


259462

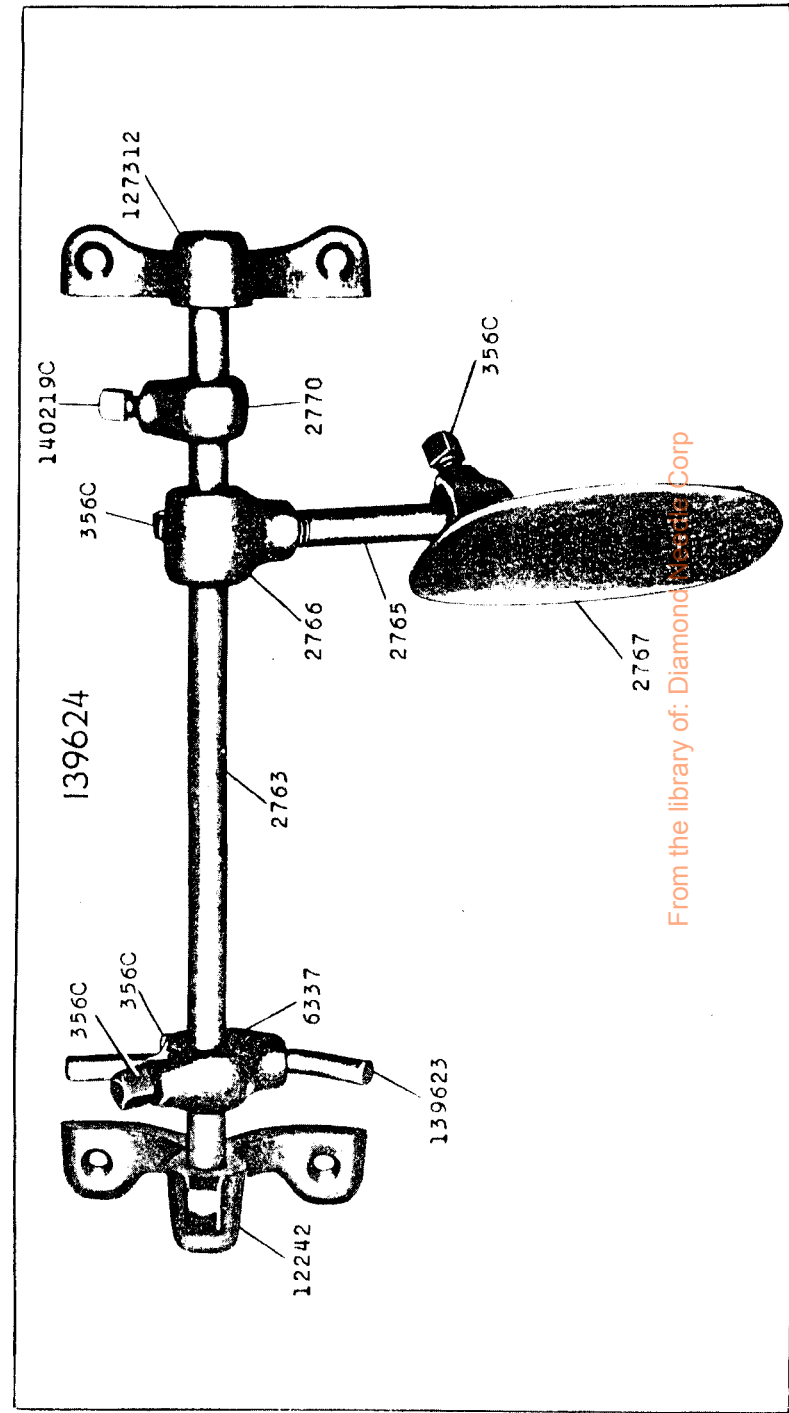
From the library of: Diamond Need Tool

225462

23289 - 1/4



24013 - 1/2



From the library of: Diamond Research Corp

24014 - 1/2

